










Model No.	Description / Specifications
<b>SONY WDR 2D+3D Digital Noise Reduction OSD Camera (Box, Varifocal Dome, IR Vandalproof Dome):</b>	
	<b>CB-RD750IR30</b> 1/3" SONY EFFIO-P 2D+3D DNR WDR OSD 750TV IR Camera, 30pcsx $\varnothing$ 5mm IR Led, 3.6/6/8mm Lens, DC12V, IP66, Max 700TV Lines in color @ HR 7 mode(750TV Lines in B/W @HR 7 mode), Pivacy Maskx16,Motion Detection,E-Zoom(Max x2~x32)
	<b>CB-VB750IR30</b> 1/3" SONY EFFIO-P 2D+3D DNR WDR OSD 750TV IR Camera, 30pcsx $\varnothing$ 5mm IR Led, 3.6/6/8mm Lens, DC12V, IP66, Max 700TV Lines in color @ HR 7 mode(750TV Lines in B/W @HR 7 mode), Pivacy Maskx16,Motion Detection,E-Zoom(Max x2~x32)
	<b>CB-VC750IR42V49</b> 1/3" SONY EFFIO-P 2D+3D DNR WDR OSD 750TV IR Camera, 42pcsx $\varnothing$ 5mm IR Led, <b>4-9mm Lens</b> , DC12V, IP66, Max 700TV Lines in color @ HR 7 mode(750TV Lines in B/W @HR 7 mode), Pivacy Maskx16,Motion Detection,E-Zoom(Max x2~x32)
	<b>CB-RO750IR36</b> 1/3" SONY EFFIO-P 2D+3D DNR WDR OSD 750TV IR Camera, 36pcsx $\varnothing$ 5mm IR Led, 3.6/6/8mm Lens, DC12V, IP66, Max 700TV Lines in color @ HR 7 mode(750TV Lines in B/W @HR 7 mode), Pivacy Maskx16,Motion Detection,E-Zoom(Max x2~x32)
	<b>CB-RH750IR36</b> 1/3" SONY EFFIO-P 2D+3D DNR WDR OSD 750TV IR Camera, 36pcsx $\varnothing$ 8mm IR Led, 4/6/8/12/16/25mm Lens, DC12V, IP66, Max 700TV Lines in color @ HR 7 mode(750TV Lines in B/W @HR 7 mode), Pivacy Maskx16,Motion Detection,E-Zoom(Max x2~x32)
	<b>CB-VO750IR42V49</b> 1/3" SONY EFFIO-P 2D+3D DNR WDR OSD 750TV IR Camera, 42pcsx $\varnothing$ 5mm IR Led, <b>4-9mm Lens</b> , DC12V, IP66, Max 700TV Lines in color @ HR 7 mode(750TV Lines in B/W @HR 7 mode), Pivacy Maskx16,Motion Detection,E-Zoom(Max x2~x32)
	<b>CB-VO750IR72V49</b> 1/3" SONY EFFIO-P 2D+3D DNR WDR OSD 750TV IR Camera, 72pcsx $\varnothing$ 5mm IR Led, <b>4-9mm Lens</b> , DC12V, IP66, Max 700TV Lines in color @ HR 7 mode(750TV Lines in B/W @HR 7 mode), Pivacy Maskx16,Motion Detection,E-Zoom(Max x2~x32)
	<b>CB-VP750IR</b> 1/3" SONY EFFIO-P 2D+3D DNR WDR OSD 750TV IR Camera, 1pcs Supper Brightness Array IR Led, 4/6/8/12/16/25mm Lens, DC12 Max 700TV Lines in color @ HR 7 mode(750TV Lines in B/W @HR 7 mode), Pivacy Maskx16,Motion Detection,E-Zoom(Max x2~x32)
	<b>CB-HD750IR</b> 1/3" SONY EFFIO-P 2D+3D DNR WDR OSD 750TV IR Camera, 2pcs Supper Brightness Array IR Led, 4/6/8/12/16/25mm Lens, DC12 Max 700TV Lines in color @ HR 7 mode(750TV Lines in B/W @HR 7 mode), Pivacy Maskx16,Motion Detection,E-Zoom(Max x2~x32)



**CB-HE750IR**

1/3" SONY EFFIO-P 2D+3D DNR WDR OSD 750TV IR Camera, 4pcs Supper Brightness Array IR Led, 4/6/8/12/16/25mm Lens, DC12  
Max 700TV Lines in color @ HR 7 mode(750TV Lines in B/W @HR 7 mode), Pivacy Maskx16,Motion Detection,E-Zoom(Max x2~x32)



**CB-OC-750IR**

1/3" SONY EFFIO-P 2D+3D DNR WDR OSD 750TV IR Camera, 1pcs Supper Brightness Array IR Led, 4/6/8/12/16/25mm Lens, DC12  
Max 700TV Lines in color @ HR 7 mode(750TV Lines in B/W @HR 7 mode), Pivacy Maskx16,Motion Detection,E-Zoom(Max x2~x32)



**CB-OD750IR**

1/3" SONY EFFIO-P 2D+3D DNR WDR OSD 750TV IR Camera, 2pcs Supper Brightness Array IR Led, 4/6/8/12/16/25mm Lens, DC12  
Max 700TV Lines in color @ HR 7 mode(750TV Lines in B/W @HR 7 mode), Pivacy Maskx16,Motion Detection,E-Zoom(Max x2~x32)



**CB-OE750IR**

1/3" SONY EFFIO-P 2D+3D DNR WDR OSD 750TV IR Camera, 4pcs Supper Brightness Array IR Led, 4/6/8/12/16/25mm Lens, DC12  
Max 700TV Lines in color @ HR 7 mode(750TV Lines in B/W @HR 7 mode), Pivacy Maskx16,Motion Detection,E-Zoom(Max x2~x32)



**CB-OT750**

1/3" SONY EFFIO-P 2D+3D DNR WDR OSD 750TV Box Camera, DC12V,  
Max 700TV Lines in color @ HR 7 mode(750TV Lines in B/W @HR 7 mode), Pivacy Maskx16,Motion Detection,E-Zoom(Max x2~x32)



**CB-SP750**

1/3" SONY EFFIO-P 2D+3D DNR WDR OSD 750TV Box Camera, DC12V,  
Max 700TV Lines in color @ HR 7 mode(750TV Lines in B/W @HR 7 mode), Pivacy Maskx16,Motion Detection,E-Zoom(Max x2~x32)



**CB-IO750**

1/3" SONY EFFIO-P 2D+3D DNR WDR OSD 750TV Dome Camera, 3.6/6 Lens, DC12V,  
Max 700TV Lines in color @ HR 7 mode(750TV Lines in B/W @HR 7 mode), Pivacy Maskx16,Motion Detection,E-Zoom(Max x2~x32)



**CB-IO750IR22V49**

1/3" SONY EFFIO-P 2D+3D DNR WDR OSD 750TV IR Dome Camera, 22pcsx  $\varnothing$  5mm IR Led, **4-9mm Lens**, DC12V,  
Max 700TV Lines in color @ HR 7 mode(750TV Lines in B/W @HR 7 mode), Pivacy Maskx16,Motion Detection,E-Zoom(Max x2~x32)



**CB-ID750IR24**

1/3" SONY EFFIO-P 2D+3D DNR WDR OSD 750TV IR Dome Camera, 24pcsx  $\varnothing$  5mm IR Led, 3.6/6mm Lens, DC12V, IP66,  
Max 700TV Lines in color @ HR 7 mode(750TV Lines in B/W @HR 7 mode), Pivacy Maskx16,Motion Detection,E-Zoom(Max x2~x32)



**CB-ID750IR36V49**

1/3" SONY EFFIO-P 2D+3D DNR WDR OSD 750TV IR Dome Camera, 36pcsx  $\varnothing$  5mm IR Led, **4-9mm Lens**, DC12V, IP66,  
Max 700TV Lines in color @ HR 7 mode(750TV Lines in B/W @HR 7 mode), Pivacy Maskx16,Motion Detection,E-Zoom(Max x2~x32)

**CB-1K7501R24**

1/3" SONY EFFIO-P 2D+3D DNR WDR OSD 750TV IR Dome Camera, 24pcsx $\varnothing$ 5mm IR Led, 3.6/6mm Lens, DC12V, IP66,  
Max 700TV Lines in color @ HR 7 mode(750TV Lines in B/W @HR 7 mode), Pivacy Maskx16,Motion Detection,E-Zoom(Max x2~x32)

**CB-1K7501R36V49**

1/3" SONY EFFIO-P 2D+3D DNR WDR OSD 750TV IR Dome Camera, 36pcsx $\varnothing$ 5mm IR Led, **4-9mm Lens**, DC12V, IP66,  
Max 700TV Lines in color @ HR 7 mode(750TV Lines in B/W @HR 7 mode), Pivacy Maskx16,Motion Detection,E-Zoom(Max x2~x32)

**CB-IDK700**

1/3" SHARP D/N WDR 3D DNR, 700TVL OSD 20M IR Dome(24 Leds), 3.6/6.0mm Lens, DC12V

**CB-ICK700**

1/3" SHARP D/N WDR 3D DNR, 700TVL OSD 35M IR Dome(36 Leds), 4-9mm Lens(Option: 2.8-12mm Lens), DC12V

**CB-VC700**

1/3" SHARP D/N WDR 3D DNR, 700TVL OSD 30M IR Camera(42 Leds), 4-9mm Lens(Option: 2.8-12mm Lens), DC12V

**CB-VD700**

1/3" SHARP D/N WDR 3D DNR, 700TVL OSD 50M IR Camera(72 Leds), 4-9mm Lens(Option: 2.8-12mm Lens), DC12V

## Super Brightness Array IR Camera

**CB-VPA673**

1/3" SONY Effio-E +673 2D DNR Weaterproof 80~100M IR Range Super Brightness Array IR Camera, 700TVL, OSD, With 16mm Lens  
DC12V, With 3-Axis Bracket, Hidden Cable Design **(Option: IR Cut: US\$ 3.0)**

**CB-VPA3142**

1/3" Color 80~100M IR Range Super Brightness Array IR Camera, (420 TVL) + 16mm Lens DC 12V - Sony Super HAD CCD  
DC12V, With 3-Axis, Hidden Cable Design

**CB-HE4140**

1/3" SONY Effio-E +673 2D DNR Weaterproof 80~100M IR Range Super Brightness Array IR Camera, 700TVL, OSD, With 16mm Lens  
DC12V, With 3-Axis Bracket, Hidden Cable Design **(Option: IR Cut: US\$ 3.0)**

**CB-HD4140**

1/3" SONY Effio-E +673 2D DNR Weaterproof 80~100M IR Range Super Brightness Array IR Camera, 700TVL, OSD, With 16mm Lens  
DC12V, With 3-Axis Bracket, Hidden Cable Design **(Option: IR Cut: US\$ 3.0)**

**CB-OC673**

1/3" SONY Effio-E +673 2D DNR Weaterproof 30~40M IR Range Super Brightness Array IR Camera, 700TVL, OSD, With 16mm Lens  
DC12V, With 3-Axis Bracket, Hidden Cable Design **(Option: IR Cut: US\$ 3.0)**

**CB-OC3155**

1/3" SONY Waterproof 30-40M IR Range Super Brightness Array IR Camera, 600TVL, OSD, With 4.0/6.0/8.0/12.0/16.0mm Lens  
DC12V, With 3-Axis

**CB-OC3142**

1/3" Color 30-40M IR Range Super Brightness Array IR Camera, (420 TVL) + 4.0/6.0/8.0/12.0/16.0mm Lens DC 12V - Sony Super HAC  
DC12V, With 3-Axis



**CB-OD673**

1/3" SONY Effio-E +673 2D DNR Weaterproof 40~50M IR Range Super Brightness Array IR Camera, 700TVL, OSD, With 16mm Lens  
DC12V, With 3-Axis Bracket, Hidden Cable Design **(Option: IR Cut: US\$ 3.0)**

**CB-OD3155**

1/3" SONY Waterproof 40-50M IR Range Super Brightness Array IR Camera, 600TVL, OSD, With 4.0/6.0/8.0/12.0/16.0mm Lens  
DC12V, With 3-Axis

**CB-OD3142**

1/3" Color 40-50M IR Range Super Brightness Array IR Camera, (420 TVL) + 4.0/6.0/8.0/12.0/16.0mm Lens DC 12V - Sony Super HAC  
DC12V, With 3-Axis



**CB-OE673**

1/3" SONY Effio-E +673 2D DNR Weaterproof 80~100M IR Range Super Brightness Array IR Camera, 700TVL, OSD, With 16mm Lens  
DC12V, With 3-Axis Bracket, Hidden Cable Design **(Option: IR Cut: US\$ 3.0)**

**CB-OE3155**

1/3" SONY Waterproof 80-100M IR Range Super Brightness Array IR Camera, 600TVL, OSD, With 4.0/6.0/8.0/12.0/16.0mm Lens  
DC12V, With 3-Axis

**CB-OE3142**

1/3" Color 80-100M IR Range Super Brightness Array IR Camera, (420 TVL) + 4.0/6.0/8.0/12.0/16.0mm Lens DC 12V - Sony Super HA  
DC12V, With 3-Axis



**CB-RAL3160**

1/3" SONY Waterproof 30~40M IR Range Super Brightness Array IR Camera, 600TVL, OSD, With 3.6/6.0mm Lens  
DC12V, With 3-Axis

**CB-RAL3142**

1/3" Color 30~40M IR Range Super Brightness Array IR Camera, (420 TVL) + 3.6/6.0mm Lens DC 12V - Sony Super HAD CCD  
DC12V, With 3-Axis Bracket



**CB-RBL673**

1/3" SONY Waterproof 60M IR Range Super Brightness Array IR Camera, 700TVL, OSD, With 8.0/12.0mm Lens  
DC12V, With 3-Axis

**CB-RBL3142**

1/3" Color 60M IR Range Super Brightness Array IR Camera, (420 TVL) + With 8.0/12.0mm Lens DC 12V - Sony Super HAD CCD  
DC12V, With 3-Axis Bracket



**CB-RBL673C**

1/3" SONY Waterproof 60M IR Range Super Brightness Array IR Camera, 700TVL, OSD, With 8.0/12.0mm Lens  
DC12V, With 3-Axis **(IR-Cut)**

**CB-RBL3142C**

1/3" Color 60M IR Range Super Brightness Array IR Camera, (420 TVL) + With 8.0/12.0mm Lens DC 12V - Sony Super HAD CCD  
DC12V, With 3-Axis **(IR-Cut)**

**SONY Effio-E, 2D Digital Noise Reduction OSD Camera (Box, Varifocal Dome, IR Vandalproof Dome):**



**CB-B650A**

1/3" SONY Effio-E + 673 700TVL, OSD, DC12V



**CB-B650C**

1/3" SONY Effio-E + 673 700TVL, OSD, DC12V

**Color Dome Cameras with Motorized Varifocal Lens:**



**CB-IO3840**

1/4" Color Dome (420 TVL/0.5 Lux) with 3.6mm Lens, DC 12V, SHARP CCD

**CB-IO3142**

1/3" Color Dome (420 TVL/0.5 Lux) with 3.6mm Lens, DC 12V, Sony Super HAD CCD

**CB-IO3155**

1/3" High Res. Color Dome (600 TVL/0.8 Lux) OSD,with 3.6mm Lens, DC 12V, Sony Super HAD CCD

**CB-IO650**

1/3" SONY Effio-E + 673 2D DNR Color Dome (700 TVL/0.8 Lux) with 3.6mm Lens, DC 12V



**CB-IO3142V49**

1/3" Color Dome (420 TVL/0.5 Lux) with **4-9mm Lens**, DC 12V, Sony Super HAD CCD

**CB-IO3155V49**

1/3" High Res. Color Dome (600TVL/0.8 Lux) OSD,with **4-9mm Lens**, DC 12V, Sony Super HAD CCD

**CB-IO650V49**

1/3" SONY Effio-E + 673 2D DNR Color Dome (700 TVL/0.8 Lux) with **4-9mm Lens**, DC 12V



**CB-IK3840IR22**

1/4" Color IR Dome (420 TVL/0.5 Lux) with 3.6/6mm Lens, DC 12V, 22 Leds, SHARP CCD

**CB-IK3142IR22**

1/3" Color IR Dome (420 TVL/0.5 Lux) with 3.6/6mm Lens, DC 12V, 22 Leds, Sony Super HAD CCD

**CB-IK3155IR22**

1/3" High Res. Color IR Dome (600 TVL/0.8 Lux) OSD,with 3.6/6mm Lens, DC 12V, 22 Leds, Sony Super HAD CCD

**CB-IK650IR22**

1/3" SONY Effio-E + 673 2D DNR Color Dome (700 TVL/0.8 Lux) with 3.6mm Lens, DC 12V, 22 Leds, Sony Super HAD CCD



**CB-IK3840IR22V49**

1/4" Color IR Dome (420 TVL/0.5 Lux) with **4-9mm Lens**, DC 12V, 22 Leds, SHARP CCD

**CB-IK3142IR22V49**

1/3" Color IR Dome (420 TVL/0.5 Lux) with **4-9mm Lens**, DC 12V, 22 Leds, Sony Super HAD CCD

**CB-IK3155IR22V49**

1/3" High Res. Color IR Dome (600 TVL/0.8 Lux) OSD,with **4-9mm Lens**, DC 12V, 22 Leds, Sony Super HAD CCD

**CB-IK650IR22V49**

1/3" SONY Effio-E + 673 2D DNR Color IR Dome (700 TVL/0.8 Lux) with **4-9mm Lens**, DC 12V, 22 Leds,

**CB-IK650IR22V2812**

1/3" SONY Effio-E + 673 2D DNR Color IR Dome (700 TVL/0.8 Lux) with **2.8-12mm Lens**, DC 12V, 22 Leds,



**CB-IB3840IR24**

1/4" Color IR Dome (420 TVL/0.5 Lux) with 3.6mm Lens, DC 12V, 24 Leds, - SHARP CCD

**CB-IB3142IR24**

1/3" Color IR Dome (420 TVL/0.5 Lux) with 3.6mm Lens, DC 12V, 36 Leds, - Sony CCD

**CB-IB3155IR24**

1/3" High Res. Color IR Dome (600 TVL/0.8 Lux)OSD, with 3.6mm **Lens**, DC 12V, 36 Leds, - Sony Exview HAD CCD

  
**CB-IB650IR24**

1/3" SONY Effio-E + 673 2D DNR Color Dome (700 TVL/0.8 Lux) with 3.6mm Lens, DC 12V, 24 Leds, Sony Super HAD CCD

**Vandal Resistant Color IR Dome Cameras with Varifocal Manual Iris Lens****CB-ID3840IR24**

1/4" Color IR Dome (420 TVL/0.5 Lux) with 3.6mm Lens, DC 12V, 24 Leds, - SHARP CCD

**CB-ID3142IR24**

1/3" Color IR Dome (420 TVL/0.5 Lux) with 3.6mm Lens, DC 12V, 24 Leds, - Sony CCD

**CB-ID3155IR24**

1/3" High Res. Color IR Dome (600 TVL/0.8 Lux) OSD, with 3.6mm Lens, DC 12V, 24 Leds, - Sony Exview HAD CCD

**CB-ID650IR24**

1/3" SONY Effio-E + 673 2D DNR Color IR Dome (700 TVL/0.8 Lux) OSD, with 3.6mm Lens, DC 12V, 24 Leds,

**CB-VD3142IR24**

1/3" Vandal-proof Color IR Dome (420 TVL/ 0.5 Lux) with 3.6mm Lens, DC 12V, 24 Leds, - Sony CCD, Option 4/6mm Lens

**CB-VD3155IR24**

1/3" Vandal-proof Color HQ1 IR Dome (600 TVL/ 0.8 Lux) OSD, with 3.6mm Lens, DC 12V, 24 Leds, - Sony CCD, Option 4/6mm Lens

**CB-VD650IR24**

1/3" SONY Effio-E + 673 2D DNR Vandalproof IR Dome, 700TVL, OSD, 3.6mm Lens, 24 Leds, DC12V Option: 4/6mm Lens

**CB-VD650IR36**

1/3" SONY Effio-E + 673 2D DNR Vandalproof IR Dome, 700TVL, OSD, 3.6mm Lens, 36 Leds, DC12V Option: 4/6mm Lens

**CB-IC3840IR48**

1/4" Color IR Dome (420 TVL/0.5 Lux) with 6mm Lens, DC 12V, 48 Leds, - SHARP CCD

**CB-IC3142IR48**

1/3" Color IR Dome (420 TVL/0.5 Lux) with 6mm Lens, DC 12V, 48 Leds, - Sony CCD

**CB-IC3155IR48**

1/3" High Res. Color IR Dome (600 TVL/0.8 Lux) OSD, with 6mm Lens, DC 12V, 48 Leds, - Sony Exview HAD CCD

**CB-IC650IR48**

1/3" SONY Effio-E + 673 2D DNR Vandalproof IR Dome, 700TVL, OSD, 6mm Lens, DC 12V, 48 Leds, - Sony Exview HAD CCD

**CB-IC3840IR36V49**

1/4" Color IR Dome (420 TVL/0.5 Lux) with 4-9mm Varifocal Lens, DC 12V, 36 Leds, - SHARP CCD

**CB-IC3142IR36V49**

1/3" Color IR Dome (420 TVL/0.5 Lux) with 4-9mm Lens, DC 12V, 36 Leds, - Sony CCD

**CB-IC3155IR36V49**

1/3" High Res. Color IR Dome (600 TVL/0.8 Lux) OSD, with 4-9mm Varifocal Lens, DC 12V, 36 Leds, - Sony CCD

**CB-IC650IR36V49**

1/3" SONY Effio-E + 673 2D DNR Color IR Dome (700 TVL/0.8 Lux) with 4-9mm Varifocal Lens, DC 12V, 36 Leds, - Sony CCD

**CB-VD3142IR36V49**

1/3" Vandal-proof Color IR Dome (420 TVL/ 0.5 Lux) with 4-9.0mm MI Lens, DC 12V, 36 Leds, - Sony CCD

**CB-VD3155IR36V49**

1/3" Vandal-proof Color HQ1 IR Dome (600 TVL/ 0.8 Lux) OSD, with 4-9.0mm MI Lens, DC 12V, 36 Leds, - Sony CCD

**CB-VD650IR36V49**

1/3" SONY Effio-E + 673 2D DNR Vandalproof IR Dome, 700TVL, OSD, Builtin 4-9mm Lens, 36 Leds, DC12V

**IR Camera (price quoted with bracket included) IP66 weatherproof****CB-C3142IR24**

1/3" Color IR Camera (420 TVL) + 3.6mm Lens DC 12V, 24 Leds, - Sony Super HAD CCD (with Bracket)

**CB-C3155IR24**

1/3" Color IR Camera (600 TVL) + 3.6mm Lens DC 12V, 24 Leds, - Sony CCD + Sony HQ1 DSP (with Bracket)

**CB-C650IR24**

1/3" SONY Effio-E + 673 2D DNR Vandalproof IR Camera, 700TVL, OSD, Builtin 3.6mm Lens, 24 Leds, DC12V

**CB-C3142IR30**

1/3" Color IR Camera (420 TVL) + 3.6mm Lens DC 12V, 30 Leds, - Sony Super HAD CCD (with Bracket)

**CB-C3155IR30**


1/3" Color IR Camera (600 TVL) OSD, + 3.6mm Lens DC 12V, 30 Leds, - Sony CCD + Sony HQ1 DSP (with Bracket)

**CB-C650IR30**

1/3" SONY Effio-E + 673 2D DNR Vandalproof IR Camera, 700TVL, OSD, Builtin 3.6mm Lens, 30 Leds, DC12V

**CB-RI3840IR24**

1/4" Color IR Camera (420 TVL) + 3.6mm Lens DC 12V, 24 Leds, - SHARP CCD (with Bracket)

	<b>CB-RI3142IR24</b>	1/3" Color IR Camera (420 TVL) + 3.6mm Lens DC 12V, 24 Leds, - Sony Super HAD CCD (with Bracket)
	<b>CB-RI3155IR24</b>	1/3" Color IR Camera (600 TVL) + 3.6mm Lens DC 12V, 24 Leds, - Sony Exview HAD CCD (with Bracket)
	<b>CB-RI650IR24</b>	1/3" SONY Effio-E + 673 2D DNR Vandalproof IR Camera, 700TVL, OSD, Builtin 3.6mm Lens, 30 Leds, DC12V
	<b>CB-RH3142IR24</b>	1/3" Color IR Camera (420 TVL) + 3.6mm Lens DC 12V, 24 Leds, - Sony Super HAD CCD (with Bracket)
	<b>CR-RH3155IR24</b>	1/3" Color IR Camera (600 TVL) + 3.6mm Lens DC 12V, 24 Leds, - Sony Exview HAD CCD (with Bracket)
	<b>CB-RH650IR24</b>	1/3" SONY Effio-E + 673 2D DNR Color IR Dome (700 TVL/0.8 Lux) OSD, with 3.6mm Lens, DC 12V, 24 Leds,
	<b>CB-RE3840IR30</b>	1/4" Color IR Camera (420 TVL) + 6.0mm Lens DC 12V, 30 Leds, - SHARP CCD (with Bracket)
	<b>CB-RE3142IR30</b>	1/3" Color IR Camera (420 TVL) + 6.0mm Lens DC 12V, 30 Leds, - Sony Super HAD CCD (with Bracket)
	<b>CB-RE3155IR30</b>	1/3" Color IR Camera (600 TVL)OSD,+ 6.0mm Lens DC 12V, 30 Leds, - Sony Exview HAD CCD (with Bracket)
	<b>CB-RE650IR30</b>	1/3" SONY Effio-E + 673 2D DNR Color IR Dome (700 TVL/0.8 Lux) OSD, with 6.0mm Lens, DC 12V, 30 Leds,
	<b>CB-RD3840IR30</b>	1/4" Color IR Camera (420 TVL) + 3.6/6.0mm Lens DC 12V, 30 Leds, - SHARP CCD (with Bracket)
	<b>CB-RD3142IR30</b>	1/3" Color IR Camera (420 TVL) + 3.6/6.0mm Lens DC 12V, 30 Leds, - Sony Super HAD CCD (with Bracket)
	<b>CB-RD3155IR30</b>	1/3" Color IR Camera (600 TVL)OSD, + 3.6/6.0mm Lens DC 12V, 30 Leds, - Sony Exview HAD CCD (with Bracket)
	<b>CB-RD650IR30</b>	1/3" SONY Effio-E + 673 2D DNR Color IR Dome (700 TVL/0.8 Lux) OSD, with 3.6/6.0mm Lens, DC 12V, 30 Leds,
	<b>CB-VT3142IR36</b>	1/3" Color IR Camera (420 TVL) + 3.6/6.0mm Lens DC 12V, 36 Leds, - Sony Super HAD CCD (with Bracket)
	<b>CB-VT3155IR36</b>	1/3" Color IR Camera (600 TVL) + 3.6/6.0mm Lens DC 12V, 36 Leds, - Sony Exview HAD CCD (with Bracket)
	<b>CB-VT650IR36</b>	1/3" SONY Effio-E + 673 2D DNR Color IR Dome (700 TVL/0.8 Lux) OSD, with 3.6/6.0mm Lens, DC 12V, 36 Leds,
	<b>CB-RA3142IR36</b>	1/3" Color IR Camera (420 TVL) + 6mm Lens DC 12V, 36 Leds, - Sony Super HAD CCD (with Bracket)
	<b>CB-RA3155IR36</b>	1/3" Color IR Camera (600 TVL),OSD, + 6mm Lens DC 12V, 36 Leds, - Sony Suer HAD CCD (with Bracket)
	<b>CB-RA650IR36</b>	1/3" SONY Effio-E + 673 2D DNR Color IR Dome (700 TVL/0.8 Lux) OSD, with 6.0mm Lens, DC 12V, 36 Leds,
	<b>CB-RB3142IR830</b>	1/3" Color IR Camera (420 TVL) + 8mm Lens DC 12V, 30xϕ 8mm Leds, - Sony Super HAD CCD (with Bracket)
	<b>CB-RB3155IR830</b>	1/3" Color IR Camera (600 TVL),OSD, + 8mm Lens DC 12V, 30xϕ 8mm Leds, - Sony Suer HAD CCD (with Bracket)
	<b>CB-RB650IR830</b>	1/3" SONY Effio-E + 673 2D DNR Color IR Dome (700 TVL/0.8 Lux) OSD, + 8mm Lens DC 12V, 30xϕ 8mm Leds, - Sony Suer HAD CCD (with Bracket)
	<b>CB-VC3142IR42V49</b>	1/3" Color IR Camera (420 TVL) + <b>4-9mm Lens</b> DC 12V, 42 Leds, - Sony Super HAD CCD (with Bracket)
	<b>CB-VC3155IR42V49</b>	1/3" Color IR Camera (600 TVL)OSD, + <b>4-9mm Lens</b> DC 12V, 42 Leds, - Sony CCD + Sony HQ1 DSP (with Bracket)
	<b>CB-VC3155IR42V2812</b>	1/3" Color IR Camera (600 TVL)OSD, + <b>2.8-12mm Lens</b> DC 12V, 42 Leds, - Sony CCD + Sony HQ1 DSP (with Bracket)
	<b>CB-VC650IR42V49</b>	1/3" SONY Effio-E + 673 2D DNR Waterproof IR Camera, 700TVL, OSD, Builtin <b>4-9mm Lens</b> , 42 Leds, DC12V
	<b>CB-VC650IR42V2812</b>	1/3" SONY Effio-E + 673 2D DNR Waterproof IR Camera, 700TVL, OSD, Builtin <b>2.8-12mm Lens</b> , 42 Leds, DC12V
	<b>CB-VC650IR42V0922</b>	1/3" SONY Effio-E + 673 2D DNR Waterproof IR Camera, 700TVL, OSD, Builtin <b>9-22mm Lens</b> , 42 Leds, DC12V



- CB-VO3142IR42V49** 1/3" Color IR Camera (420 TVL) + **4-9mm Lens** DC 12V, 42 Leds, - Sony Super HAD CCD (with Bracket)
- CB-VO3155IR42V49** 1/3" Color IR Camera (600 TVL)OSD, + **4-9mm Lens** DC 12V, 42 Leds, - Sony CCD + Sony HQ1 DSP (with Bracket)
- CB-VO3155IR42V2812** 1/3" Color IR Camera (600 TVL)OSD, + **2.8-12mm Lens** DC 12V, 42 Leds, - Sony CCD + Sony HQ1 DSP (with Bracket)
- CB-VO650IR42V49** 1/3" SONY Effio-E + 673 2D DNR Waterproof IR Camera, 700TVL, OSD, Bultin 4-9mm Lens, 42 Leds, DC12V
- CB-VO650IR42V2812** 1/3" SONY Effio-E + 673 2D DNR Waterproof IR Camera, 700TVL, OSD, Bultin 2.8-12mm Lens, 42 Leds, DC12V
- CB-VO650IR42V0922** 1/3" SONY Effio-E + 673 2D DNR Waterproof IR Camera, 700TVL, OSD, Bultin 9-22mm Lens, 42 Leds, DC12V



- CB-VG3142IR36V49** 1/3" Color IR Camera (420 TVL) + **4-9mm Lens** DC 12V, 36 Leds, - Sony Super HAD CCD (with Bracket)
- CB-VG3155IR36V49** 1/3" Color IR Camera (600TVL) OSD,+ **4-9mm Lens** DC 12V, 36 Leds, - Sony CCD + Sony HQ1 DSP (with Bracket)
- CB-VG650IR36V49** 1/3" SONY Effio-E + 673 2D DNR Waterproof IR Camera, 700TVL, OSD,4-9mm Lens DC 12V, 36 Leds, (with Bracket)



- CB-VG3142IR48V49** 1/3" Color IR Camera (420 TVL) + **4-9mm Lens** DC 12V, 48 Leds, - Sony Super HAD CCD (with Bracket)
- CB-VG3155IR48V49** 1/3" Color IR Camera (600TVL) OSD,+ **4-9mm Lens** DC 12V, 48 Leds, - Sony CCD + Sony HQ1 DSP (with Bracket)
- CB-VG650IR48V49** 1/3" SONY Effio-E + 673 2D DNR Waterproof IR Camera, 700TVL, OSD,4-9mm Lens DC 12V, 48 Leds, (with Bracket)



- CB-UF3142IR30** 1/3" Color IR Camera (420 TVL) + **12mm Lens** DC 12V, 30 Leds(Φ8mm), - Sony Super HAD CCD (with Bracket)
- CB-UF3152IR30** 1/3" Color IR Camera (540 TVL) + **12mm Lens** DC 12V, 30 Leds(Φ8mm), - Sony CCD + Sony HQ1 DSP (with Bracket)
- CB-UF650IR30** 1/3" SONY Effio-E + 673 2D DNR Waterproof IR Camera, 700TVL, OSD, Bultin 12mm Lens, 30 Leds(Φ8mm), DC12V (W/Bracket)



- CB-VC3142IR72V49** 1/3" Color IR Camera (420 TVL) + **4-9mm Lens** DC 12V, 72 Leds, - Sony Super HAD CCD (with Bracket)
- CB-VC3155IR72V49** 1/3" Color IR Camera (600 TVL) OSD,+ **4-9mm Lens** DC 12V, 72 Leds, - Sony CCD + Sony HQ1 DSP (with Bracket)
- CB-VC3155IR72V2812** 1/3" Color IR Camera (600 TVL) OSD,+ **2.8-12mm Lens** DC 12V, 72 Leds, - Sony CCD + Sony HQ1 DSP (with Bracket)
- CB-VC650IR72V49** 1/3" SONY Effio-E + 673 2D DNR Waterproof IR Camera, 700TVL, OSD, Bultin **4-9mm Lens**, 72 Leds, DC12V
- CB-VC650IR72V2812** 1/3" SONY Effio-E + 673 2D DNR Waterproof IR Camera, 700TVL, OSD, Bultin **2.8-12mm Lens**, 72 Leds, DC12V
- CB-VC650IR72V0922** 1/3" SONY Effio-E + 673 2D DNR Waterproof IR Camera, 700TVL, OSD, Bultin **9-22mm Lens**, 72 Leds, DC12V



- CB-VP3142IR72V49** 1/3" Color IR Camera (420 TVL) + **4-9mm Lens** DC 12V, 72 Leds, - Sony Super HAD CCD (with Bracket)
- CB-VP3155IR72V49** 1/3" Color IR Camera (600 TVL)OSD, + **4-9mm Lens** DC 12V, 72 Leds, - Sony CCD + Sony HQ1 DSP (with Bracket)
- CB-VP3155IR72V2812** 1/3" Color IR Camera (600 TVL)OSD, + **2.8-12mm Lens** DC 12V, 72 Leds, - Sony CCD + Sony HQ1 DSP (with Bracket)
- CB-VP650IR72V49** 1/3" SONY Effio-E + 673 2D DNR Waterproof IR Camera, 700TVL, OSD, Bultin **4-9mm Lens**, 72 Leds, DC12V
- CB-VP650IR72V2812** 1/3" SONY Effio-E + 673 2D DNR Waterproof IR Camera, 700TVL, OSD, **Bultin 2.8-12mm Lens**, 72 Leds, DC12V
- CBVP650IR72V0922** 1/3" SONY Effio-E + 673 2D DNR Waterproof IR Camera, 700TVL, OSD, Bultin **9-22mm Lens**, 72 Leds, DC12V

**1/3" SONY DS CCD + Effio-E 7000 TVL Auto Iris IR Camera (price quoted with bracket included) IP66 weatherproof**



- CB-FK4140** 1/3" SONY DS CCD + Effio-E,+ 673 2D DNR Waterproof IR Camera, 700TVL, **OSD, 2.8-12mm Auto Iris Lens**, 30 Leds, DC12V



Pivacy Mask,Motion Detection,Mirror



**CB-UF4140V2812**

1/3" SONY DS CCD + Effio-E,+ 673 2D DNR Waterproof IR Camera, 700TVL, **OSD, 2.8-12mm Auto Iris Lens,**  
4X Array IR Leds, DC12V, Pivacy Mask,Motion Detection,Mirror



**CB-UF4140V0660**

1/3" SONY DS CCD + Effio-E,+ 673 2D DNR Waterproof IR Camera, 700TVL, **OSD, 6-60mm Auto Iris Lens,**  
4X Array IR Leds, DC12V, Pivacy Mask,Motion Detection,Mirror

**7000 TVL IR CMOS Camera (price quoted with bracket included) IP66 weatherproof**



**CB-RA139**

1/3.4" Color IR Camera,700TVL, 6mm Lens DC 12V, 48 Leds, - CMOS+ IR Cut (with Bracket)



**CB-RB139**

1/3.4" Color IR Camera, 700TVL, 8mm Lens DC 12V, 36x $\phi$  8mm Leds, - CMOS+ IR Cut (with Bracket)



**CB-RD139**

1/3.4" Color IR Camera, 700TVL, 3.6mm Lens DC 12V, 30 Leds, - CMOS + IR Cut(with Bracket)



**CB-VB139**

1/3.4" Color IR Camera, 700TVL, 3.6mm Lens DC 12V, 30 Leds, - CMOS + IR Cut(with Bracket)



**CB-ID139**

1/3.4" Color IR Dome, 700TVL, **3.6mm Lens**, DC 12V, 24 Leds, - CMOS + IR Cut



**CB-IB1089**

1/3" Color IR Dome, 600TVL, 3.6mm Lens, DC 12V, 24 Leds, - CMOS + IR Cut

**CB-IB139**

1/3.4" Color IR Dome, 700TVL, 3.6mm Lens, DC 12V, 24 Leds, - CMOS + IR Cut



**CB-OC139**

1/3.4" Color IR Dome, 700TVL, with 1pcs Supper Brightness Array IR Led, 4/6/8/12/16/25mm Lens, DC12V, IP66, - CMOS + IR Cut